

# STATEMENT ON COMPETENCIES IN MATHEMATICS EXPECTED OF ENTERING COLLEGE STUDENTS

APRIL 2010

ICAS SUBCOMMITTEE ON THE MATHEMATICS COMPETENCY STATEMENT

Alfred Manaster (Committee Chair), UC San Diego

Joe Fiedler (Committee Co-Chair), CSU Bakersfield

Marshall Cates, CSU Los Angeles

Joan Cordova, Orange Coast College

Lipika Deka, CSU Monterey

Wade Ellis, West Valley College

Jim Greco, California Department Of Education

William Jacob, UC Santa Barbara

Abigail Leaf, Valley High School

Albert Stralka, UC Riverside

Ian Walton, Mission College



This edition of the ICAS Statement on Competencies in Mathematics Expected of Entering College Students is dedicated to the memory of Walter Denham (1934 to 2002).  
Walter represented the California Department of Education during the writing of the three previous versions. He cared deeply about mathematics education.

## CONTENTS

LETTER OF INTRODUCTION .....	1
INTRODUCTION .....	2
SECTION 1 .....	3
APPROACHES TO MATHEMATICS .....	3
PART 1: DISPOSITIONS OF WELL-PREPARED STUDENTS TOWARD MATHEMATICS .....	3
PART 2: ASPECTS OF MATHEMATICS INSTRUCTION TO FOSTER STUDENT UNDERSTANDING AND SUCCESS .....	4
SECTION 2 .....	7
SUBJECT MATTER .....	7
PART 1: ESSENTIAL AREAS OF FOCUS FOR ALL ENTERING COLLEGE STUDENTS .....	7
PART 2: DESIRABLE AREAS OF FOCUS FOR ALL ENTERING COLLEGE STUDENTS .....	12
PART 3: ESSENTIAL AREAS OF FOCUS FOR STUDENTS IN QUANTITATIVE MAJORS .....	12
PART 4: DESIRABLE AREAS OF FOCUS FOR STUDENTS IN QUANTITATIVE MAJORS .....	15
COMMENTS ON IMPLEMENTATION .....	16
APPENDIX A: SOME MATHEMATICAL SKILLS NECESSARY FOR COLLEGE WORK .....	17
APPENDIX B: SUMMARIES OF SUBJECT MATTER TOPICS WITH RELATED CALIFORNIA AND NCTM STANDARDS .....	18



April 26, 2010

Dear Colleagues:

We are pleased to transmit to you the *2010 Statement on Competencies in Mathematics Expected of Entering College Students*. This document is the result of a remarkable collaboration among secondary mathematics teachers and college and university faculty. It has benefited from many comments and suggestions from people throughout California who responded to the review. It updates and replaces the previous competency statement produced in 1997. The document provides a clear statement of expectations that faculty have for the mathematical ability of students entering college in order to be successful.

The Intersegmental Committee of Academic Senates (ICAS), representing the academic senates of the three segments of California's higher education system, sponsored the efforts that produced this document. The Academic Senates of the California Community Colleges, the California State University, and the University of California all have endorsed this document and offer it as their official recommendation on math preparation to the K-12 sector, to students and their parents, to teachers and administrators, and to public policy makers.

Please share this statement with your colleagues, distribute it widely, or refer interested parties to the ICAS website to download the document: <http://icas-ca.org/>.

Sincerely,

A handwritten signature in black ink that reads "Jane Patton". The signature is fluid and cursive, with the first name being more prominent.

Jane Patton, President  
CCC Academic Senate

A handwritten signature in black ink that reads "John Tarjan". The signature is very stylized and cursive, with the first name being the most legible part.

John Tarjan, Chair  
CSU Academic Senate

A handwritten signature in black ink that reads "Henry Powell". The signature is cursive and somewhat elongated, with the last name being the most prominent.

Henry Powell, Chair  
UC Academic Senate

Intersegmental Committee of the Academic Senates



## INTRODUCTION

THE GOAL OF THIS STATEMENT ON COMPETENCIES in Mathematics Expected of Entering College Students is to provide a clear and coherent message about the mathematics that students need to know and to be able to do to be successful in college. While parts of this Statement were written with certain audiences in mind, the document as a whole should be useful for anyone who is concerned about the preparation of California's students for college. This represents an effort to be realistic about the skills, approaches, experiences, and subject matter that make up an appropriate mathematical background for entering college students.

“Entering College Students” in general refers to students who enter a California postsecondary institution with the goal of receiving a bachelor's degree. However, it is important that students who plan to enter a California community college be aware that a wide variety of courses exist to help them transition from lower mathematical skill levels to the competencies described in this document. Most community colleges offer a wide range of mathematics courses including some as elementary as arithmetic.

The first section describes some characteristics that identify the student who is properly prepared for college courses that are quantitative in their approach. The second section describes the subject matter that is an essential part of the background for all entering college students, as well as describing what is the essential background for students intending quantitative majors. Among the descriptions of subject matter there are sample problems. These are intended to clarify the descriptions of subject matter and to be representative of the appropriate level of understanding. The sample problems do not cover all of the mathematical topics identified.

No section of this Statement should be ignored. Students need the approaches, attitudes, and perspectives on mathematics described in the first section. Students also need extensive skills and knowledge in the subject matter areas described in the second section. Inadequate attention to either of these components is apt to disadvantage the student in ways that impose a serious impediment to success in college. Nothing less than a balance among these components is acceptable for California's students.

The discussion in this document of the mathematical competencies expected of entering college students is predicated on the following basic recommendation:

*For proper preparation for baccalaureate level course work, all students should be enrolled in a mathematics course in every semester of high school. It is particularly important that students take mathematics courses in their senior year of high school, even if they have completed three years of college preparatory mathematics by the end of their junior year. Experience has shown that students who take a hiatus from the study of mathematics in high school are very often unprepared for courses of a quantitative nature in college and are unable to continue in these courses without remediation in mathematics.*

## SECTION 1

### APPROACHES TO MATHEMATICS

THIS SECTION ENUMERATES CHARACTERISTICS OF ENTERING freshmen college students who have the mathematical maturity to be successful in their first college mathematics course, and in other college courses that are quantitative in their approach. A student's first college mathematics course will depend upon the student's goals and preparation. These characteristics are described primarily in terms of how students approach mathematical problems. The second part of this section provides suggestions to secondary teachers of ways to present mathematics that will help their students to develop these characteristics.

#### PART 1: DISPOSITIONS OF WELL-PREPARED STUDENTS TOWARD MATHEMATICS

Crucial to their success in college is the way in which students encounter the challenges of new problems and new ideas. From their high school mathematics courses students should have gained certain approaches, attitudes, and perspectives:

- A view that mathematics makes sense—students should perceive mathematics as a way of understanding, not as a sequence of algorithms to be memorized and applied.
- An ease in using their mathematical knowledge to solve unfamiliar problems in both concrete and abstract situations—students should be able to find patterns, make conjectures, and test those conjectures; they should recognize that abstraction and generalization are important sources of the power of mathematics; they should understand that mathematical structures are useful as representations of phenomena in the physical world; they should consistently verify that their solutions to problems are reasonable.
- A willingness to work on mathematical problems requiring time and thought, problems that are not solved by merely mimicking examples that have already been seen—students should have enough genuine success in solving such problems to be confident, and thus to be tenacious, in their approach to new ones.
- A readiness to discuss the mathematical ideas involved in a problem with other students and to write clearly and coherently about mathematical topics—students should be able to communicate their understanding of mathematics with peers and teachers using both formal and natural languages correctly and effectively.
- An acceptance of responsibility for their own learning—students should realize that their minds are their most important mathematical resource, and that teachers and other students can help them to learn but can't learn for them.
- The understanding that assertions require justification based on persuasive arguments, and an ability to supply appropriate justifications—students should habitually ask “Why?” and should have a familiarity with reasoning at a variety of levels of formality, ranging from concrete examples

through informal arguments using words and pictures to precise structured presentations of convincing arguments.

- While proficiency in the use of technology is not a substitute for mathematical competency, students should be familiar with and confident in the use of computational devices and software to manage and display data, to explore functions, and to formulate and investigate mathematical conjectures.
- A perception of mathematics as a unified field of study—students should see interconnections among various areas of mathematics, which are often perceived as distinct.

## **PART 2: ASPECTS OF MATHEMATICS INSTRUCTION TO FOSTER STUDENT UNDERSTANDING AND SUCCESS**

There is no best approach to teaching, not even an approach that is effective for all students, or for all instructors. One criterion that should be used in evaluating approaches to teaching mathematics is the extent to which they lead to the development in the student of the dispositions, concepts, and skills that are crucial to success in college. Various technologies can be used to develop students' understanding, stimulate their interest, and increase their proficiency in mathematics. When strategically used, technology can improve student access to mathematics. It should be remembered that in the mathematics classroom, time spent focused on mathematics is crucial. The activities and behaviors that can accompany the learning of mathematics must not become goals in themselves—understanding of mathematics is always the goal.

While much has been written recently about approaches to teaching mathematics, as it relates to the preparation of students for success in college, there are a few aspects of mathematics instruction that merit emphasis here.

### **Modeling Mathematical Thinking**

Students are more likely to become intellectually venturesome if it is not only expected of them, but if their classroom is one in which they see others, especially their teacher, thinking in their presence. It is valuable for students to learn with a teacher and others who get excited about mathematics, who work as a team, who experiment and form conjectures. They should learn by example that it is appropriate behavior for people engaged in mathematical exploration to follow uncertain leads, not always to be sure of the path to a solution, and to take risks. Students should understand that learning mathematics is fundamentally about inquiry and personal involvement.

### **Solving Problems**

Problem solving is the essence of mathematics. Problem solving is not a collection of specific techniques to be learned; it cannot be reduced to a set of procedures. Problem solving is taught by giving students appropriate experience in solving unfamiliar problems, by then engaging them in a discussion of their various attempts at solutions, and by reflecting on these processes. Students entering college should have had successful experiences solving a wide variety of mathematical problems. The goal is the development of open, inquiring, and demanding minds. Experience in solving problems gives students the confidence and skills to approach new situations creatively, by modifying, adapting, and combining their mathematical tools; it gives students the determination to refuse to accept an answer until they can explain it.

### **Developing Analytic Ability and Logic**

A student who can analyze and reason well is a more independent and resilient student. The instructional emphasis at all levels should be on a thorough understanding of the subject matter and the development of logical reasoning. Students should be asked “Why?” frequently enough that they anticipate the question, and ask it of themselves. They should be expected to construct compelling arguments to explain why, and to understand a proof comprising a significant sequence of implications. They should be expected to question and to explore why one statement follows from another. Their understandings should be challenged with questions that cause them to further examine their reasoning. Their experience with mathematical proof should not be limited to the format of a two-column proof; rather, they should see, understand, and construct proofs in various formats throughout their course work. A classroom full of discourse and interaction that focuses on reasoning is a classroom in which analytic ability and logic are being developed.

### **Experiencing Mathematics in Depth**

Students who have seen a lot but can do little are likely to experience difficulty in college. While there is much that is valuable to know in the breadth of mathematics, a shallow but broad mathematical experience does not develop the sort of mathematical sophistication that is most valuable to students in college. Emphasis on coverage of too many topics can trivialize the mathematics that awaits the students, turn the study of mathematics into the memorization of discrete facts and skills, and divest students of their curiosity. By delving deeply into well-chosen areas of mathematics, students develop not just the self-confidence but the ability to understand other mathematics more readily, and independently.

### **Appreciating the Beauty and Fascination of Mathematics**

Students who spend years studying mathematics yet never develop an appreciation of its beauty are cheated of an opportunity to become fascinated by ideas that have engaged individuals and cultures for thousands of years. While applications of mathematics are valuable for motivating students, and as paradigms for their mathematics, an appreciation for the inherent beauty of mathematics should also be nurtured, as mathematics is valuable for more than its utility. Opportunities to enjoy mathematics can make the student more eager to search for patterns, for connections, for answers. This can lead to a deeper mathematical understanding, which also enables the student to use mathematics in a greater variety of applications. An appreciation for the aesthetics of mathematics should permeate the curriculum and should motivate the selection of some topics.

### **Building Confidence**

For each student, successful mathematical experiences are self-perpetuating. It is critical that student confidence be built upon genuine successes—false praise usually has the opposite effect. Genuine success can be built in mathematical inquiry and exploration. Students should find support and reward for being inquisitive, for experimenting, for taking risks, and for being persistent in finding solutions they fully understand. An environment in which this happens is more likely to be an environment in which students generate confidence in their mathematical ability.

## Communicating

While solutions to problems are important, so are the processes that lead to the solutions and the reasoning behind the solutions. Students should be able to communicate all of this, but this ability is not quickly developed. Students need extensive experiences in oral and written communication regarding mathematics, and they need constructive, detailed feedback in order to develop these skills. Mathematics is, among other things, a language, and students should be comfortable using the language of mathematics. The goal is not for students to memorize an extensive mathematical vocabulary, but rather for students to develop ease in carefully and precisely discussing the mathematics they are learning. Memorizing terms that students don't use does not contribute to their mathematical understanding. However, using appropriate terminology so as to be precise in communicating mathematical meaning is part and parcel of mathematical reasoning.

## Becoming Fluent in Mathematics

To be mathematically capable, students must have a facility with the basic techniques of mathematics. There are necessary skills and knowledge that students must routinely exercise without hesitation. Mathematics is the language of the sciences, and thus fluency in this language is a basic skill. College mathematics classes require that students bring with them ease with the standard skills of mathematics that allows them to focus on the ideas and not become lost in the details. However, this level of internalization of mathematical skills should not be mistaken for the only objective of secondary mathematics education. Student understanding of mathematics is the goal. In developing a skill, students first must develop an understanding. Then as they use the skill in different contexts, they gradually wean themselves from thinking about it deeply each time, until its application becomes routine. But their understanding of the mathematics is the map they use whenever they become disoriented in this process. The process of applying skills in varying and increasingly complex applications is one of the ways that students not only sharpen their skills, but also reinforce and strengthen their understanding. Thus, in the best of mathematical environments, there is no dichotomy between gaining skills and gaining understanding. A curriculum that is based on depth and problem solving can be quite effective in this regard provided that it focuses on appropriate areas of mathematics.

## SECTION 2

### SUBJECT MATTER

DECISIONS ABOUT THE SUBJECT MATTER FOR secondary mathematics courses are often difficult, and are too-easily based on tradition and partial information about the expectations of the colleges. What follows is a description of mathematical areas of focus that are (1) essential for all entering college students; (2) desirable for all entering college students; (3) essential for college students to be adequately prepared for quantitative majors; and (4) desirable for college students who intend quantitative majors. This description of content will in many cases necessitate adjustments in a high school mathematics curriculum, generally in the direction of deeper study in the more important areas, at the expense of some breadth of coverage.

Sample problems have been included to indicate the appropriate level of understanding for some areas. The problems included do not cover all of the mathematical topics described, and many involve topics from several areas. Entering college students working independently should be able to solve problems like these in a short time—less than half an hour for each problem included. Students must also be able to solve more complex problems requiring significantly more time.

### PART 1: ESSENTIAL AREAS OF FOCUS FOR ALL ENTERING COLLEGE STUDENTS

What follows is a summary of the mathematical subjects that are an essential part of the knowledge base and skill base for all students who enter higher education. Students are best served by deep mathematical experiences in these areas. This is intended as a brief compilation of the truly essential topics, as opposed to topics to which students should have been introduced but need not have mastered. The skills and content knowledge that are prerequisite to high school mathematics courses are of course still necessary for success in college, although they are not explicitly mentioned here. Students who lack these skills on leaving high school may acquire them through some community college courses.

- Variables, Equations, and Algebraic Expressions: Algebraic symbols and expressions; evaluation of expressions and formulas; translation from words to symbols; solutions of linear equations and inequalities; absolute value; powers and roots; solutions of quadratic equations; solving two linear equations in two unknowns, including the graphical interpretation of a simultaneous solution. Emphasis should be placed on algebra both as a language for describing mathematical relationships and as a means for solving problems; algebra should not merely be the implementation of a set of rules for manipulating symbols.

The braking distance of a car (how far it travels after the brakes are applied until it comes to a stop) is proportional to the square of its speed.

Write a formula expressing this relationship and explain the meaning of each term in the formula.

If a car traveling 50 miles per hour has a braking distance of 105 feet, then what would its braking distance be if it were traveling 60 miles per hour?

Solve for  $x$  and give a reason for each step:  $\frac{2}{3x+1} + 2 = \frac{2}{3}$

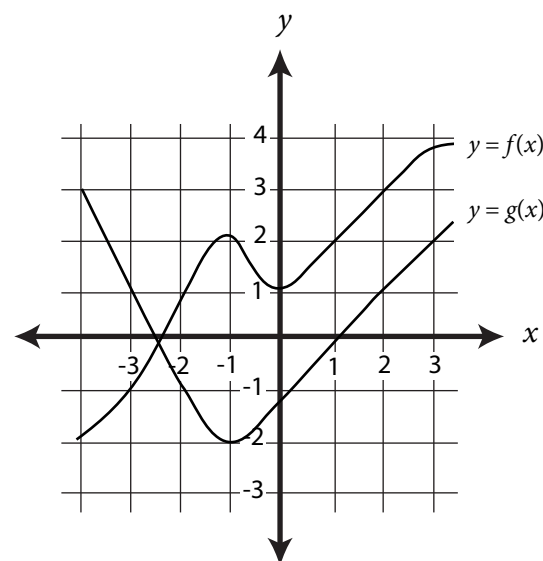
United States citizens living in Switzerland must pay taxes on their income to both the United States and to Switzerland. The United States tax is 28% of their taxable income after deducting the tax paid to Switzerland. The tax paid to Switzerland is 42% of their taxable income after deducting the tax paid to the United States. If a United States citizen living in Switzerland has a taxable income of \$75,000, how much tax must that citizen pay to each of the two countries? Find these values in as many different ways as you can; try to find ways both using and not using graphing calculators. Explain the methods you use.

- Families of Functions and Their Graphs:** Applications; linear functions; quadratic and power functions; exponential functions; roots; operations on functions and the corresponding effects on their graphs; interpretation of graphs; function notation; functions in context, as models for data. Emphasis should be placed on various representations of functions—using graphs, tables, variables, and words—and on the interplay among the graphical and other representations; repeated manipulations of algebraic expressions should be minimized.

Car dealers use the “rule of thumb” that a car loses about 30% of its value each year.

Suppose that you bought a new car in December 1995 for \$20,000. According to this “rule of thumb,” what would the car be worth in December 1996? In December 1997? In December 2005?

Develop a general formula for the value of the car  $t$  years after purchase.



- Which is larger,  $f(-3)$  or  $f(3)$ ?
- Which among the following three quantities is the largest?  
 $f(-1) - g(-1)$ ?  
 $f(0) - g(0)$ ?  
 $f(1) - g(1)$ ?
- For which values of  $x$  does  $g(x) = f(-3)$ ?
- Find a value of  $x$  for which  $f(x) = g(x+2)$ .

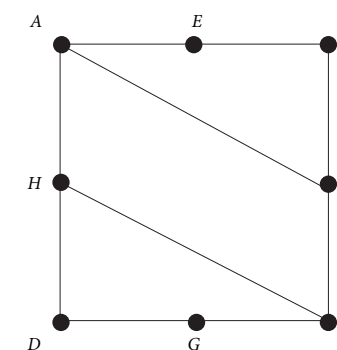
Find a quadratic function of  $x$  that has zeroes at  $x = -1$  and  $x = 2$ .

Find a cubic function of  $x$  that has zeroes at  $x = -1$  and  $x = 2$  and nowhere else.

- Geometric Concepts:** Distances, areas, and volumes, and their relationship with dimension; angle measurement; similarity; congruence; lines, triangles, circles, and their properties; symmetry; Pythagorean Theorem; coordinate geometry in the plane, including distance between points, midpoint, equation of a circle; introduction to coordinate geometry in three dimensions. Emphasis should be placed on developing an understanding of geometric concepts sufficient to solve unfamiliar problems and an understanding of the need for compelling geometric arguments; mere memorization of terminology and formulas should receive as little attention as possible.

A contemporary philosopher wrote that in 50 days the earth traveled approximately 40 million miles along its orbit and that the distance between the positions of the earth at the beginning and the end of the 50 days was approximately 40 million miles. Discuss any errors you can find in these conclusions or explain why they seem to be correct. You may approximate the earth's orbit by a circle with radius 93 million miles.

$ABCD$  is a square and the midpoints of the sides are  $E$ ,  $F$ ,  $G$ , and  $H$ .  $AB = 10$  in. Use at least two different methods to find the area of parallelogram  $AFCH$ .



Two trees are similar in shape, but one is three times as tall as the other.

If the smaller tree weighs two tons, how much would you expect the larger tree to weigh?

Suppose that the bark from these trees is broken up and placed into bags for landscaping uses. If the bark from these trees is the same thickness on the smaller tree as the larger tree, and if the larger tree yields 540 bags of bark, how many bags would you expect to get from the smaller tree?

An 82 in. by 11 in. sheet of paper can be rolled lengthwise to make a cylinder, or it can be rolled widthwise to make a different cylinder.

Without computing the volumes of the two cylinders, predict which will have the greater volume, and explain why you expect that.

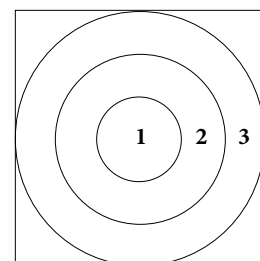
Find the volumes of the two cylinders to see if your prediction was correct.

If the cylinders are to be covered top and bottom with additional paper, which way of rolling the cylinder will give the greater total surface area?

- Probability:** Counting (permutations and combinations, multiplication principle); sample spaces; expected value; conditional probability; independence; area representations of probability. Emphasis should be placed on a conceptual understanding of discrete probability; aspects of probability that involve student memorization and rote application of formulas should be minimized.

If you take one jelly bean from a large bin containing 10 lbs. of jelly beans, the chance that it is cherry flavored is 20%. How many more pounds of cherry jelly beans would have to be mixed into the bin to make the chance of getting a cherry jelly bean 25%?

A point is randomly illuminated on a computer game screen that looks like the figure shown below.



The radius of the inner circle is 3 inches; the radius of the middle circle is 6 inches; the radius of the outer circle is 9 inches.  
 What is the probability that the illuminated point is in region 1?  
 What is the probability that the illuminated point is in region I if you know that it isn't in region 2?

A fundraising group sells 1000 raffle tickets at \$5 each. The first prize is an \$1,800 computer. Second prize is a \$500 camera and the third prize is \$300 cash. What is the expected value of a raffle ticket?

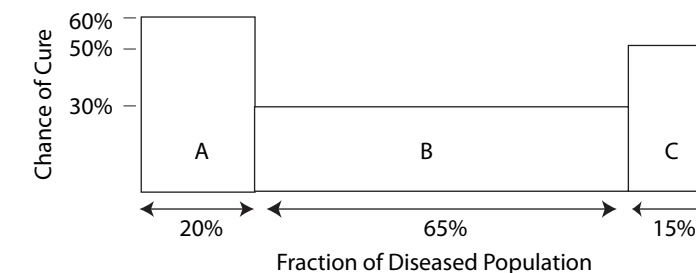
Ashley, Frank, Jose, Mercedes, and Wade will line up in random order at a movie theater. What is the probability that Ashley and Mercedes stand next to each other?

- **Data Analysis and Statistics:** Presentation and analysis of data; measures of center such as mean and median, and measures of spread such as standard deviation and interquartile range; representative samples; using lines to fit data and make predictions. Emphasis should be placed on organizing and describing data, interpreting summaries of data, and making predictions based on the data, with common sense as a guide; algorithms should be learned with an understanding of the underlying ideas.

The table at the right shows the population of the USA in each of the last five censuses. Make a scatter plot of this data and draw a line on your scatter plot that fits this data well. Find an equation for your line, and use this equation to predict what the population was in the year 1975. Plot that predicted point on your graph and see if it seems reasonable. What is the slope of your line? Write a sentence that describes to someone who might not know about graphs and lines what the meaning of the slope is in terms involving the USA population.

Year	USA Population (Millions)
1960	180.7
1970	205.1
1980	227.7
1990	249.9
2000	281.4

The results of a study of the effectiveness of a certain treatment for a blood disease are summarized in the chart shown below. The blood disease has three types, A, B, and C. The cure rate for each of the types is shown vertically on the chart. The percentage of diseased persons with each type of the disease is shown horizontally on the same chart.



For which type of the disease is the treatment most effective?  
 From which type of the disease would the largest number of patients be cured by the treatment?  
 What is the average cure rate of this treatment for all of the persons with the disease?

Jane was on her computer every day one week for the number of hours listed. Find the mean and standard deviation of the time she was on her computer that week.  
 12, 4, 5, 6, 8, 5, 9  
 Make up another list of seven numbers with the same mean and a smaller standard deviation.  
 Make up another list of seven numbers with the same mean and a larger standard deviation.

- **Argumentation and Proof:** Logical implication; hypotheses and conclusions; inductive and deductive reasoning. Emphasis should be placed on constructing and recognizing valid mathematical arguments; mathematical proofs should not be considered primarily as formal exercises.

Select any odd number, then square it, and then subtract one. Must the result always be even? Write a convincing argument.

Use the perimeter of a regular hexagon inscribed in a circle to explain why  $\pi > 3$ .

Does the origin lie inside of, outside of, or on the geometric figure whose equation is  $x^2 + y^2 - 10x + 10y - 1 = 0$ ? Explain your reasoning.

### PART 2: DESIRABLE AREAS OF FOCUS FOR ALL ENTERING COLLEGE STUDENTS

What follows is a brief summary of some of the mathematical subjects that are a **desirable** part of the mathematical experiences for all students who enter higher education. No curriculum would include study in all of these areas, as that would certainly be at the expense of opportunities for deep explorations in selected areas. But these areas provide excellent contexts for the approaches to teaching suggested in Section I, and any successful high school mathematics program will include some of these topics. The emphasis here is on enrichment and on opportunities for student inquiry.

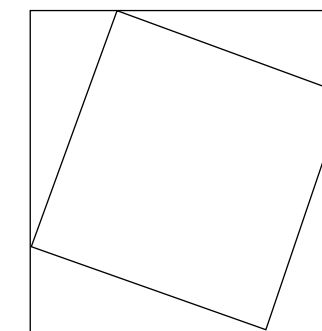
- *Discrete Mathematics:* Topics such as set theory, graph theory, coding theory, voting systems, game theory, and decision theory.
- *Sequences and Series:* Geometric and arithmetic sequences and series; the Fibonacci sequence; recursion relations.
- *Geometry:* Right triangle trigonometry; transformational geometry including dilations; tessellations; solid geometry; three-dimensional coordinate geometry, including lines and planes.
- *Number Theory:* Prime numbers; prime factorization; rational and irrational numbers; triangular numbers; Pascal's triangle; Pythagorean triples.

### PART 3: ESSENTIAL AREAS OF FOCUS FOR STUDENTS IN QUANTITATIVE MAJORS

What follows is a brief summary of the mathematical subjects that are an **essential** part of the knowledge base and skill base for students to be adequately prepared for science, technology, engineering, and mathematics (STEM) majors. At the very least, any entering college student considering a STEM major should be well prepared to begin a calculus sequence for physical sciences and engineering majors. Students are best served by deep experiences in these mathematical subjects. The skills and content knowledge listed above as essential for all students entering college are of course also essential for these students—moreover, students in quantitative majors must have a deeper understanding of and a greater facility with those areas.

- *Variables, Equations, and Algebraic Expressions:* Solutions to systems of equations, and their geometrical interpretation; solutions to quadratic equations, both algebraic and graphical; complex numbers and their arithmetic; the correspondence between roots and factors of polynomials; rational expressions; the binomial theorem.

In the figure shown to the right, the area between the two squares is 11 square inches. The sum of the perimeters of the two squares is 44 inches. Find the length of a side of the larger square.



Determine the middle term in the binomial expansion of  $\left(x - \frac{2}{x}\right)^{10}$

- *Functions:* Rational functions; logarithmic functions, their graphs, and applications; trigonometric functions of real variables, their graphs, properties including periodicity, and applications to right triangle trigonometry; basic trigonometric identities; operations on functions, including addition, subtraction, multiplication, reciprocals, division, composition, and iteration; inverse functions and their graphs; domain and range.

Which of the following functions are their own inverses? Use at least two different methods to answer this, and explain your methods.

$$f(x) = \frac{2}{x}$$

$$g(x) = x^3 + 4$$

$$h(x) = \frac{2 + \ln(x)}{2 - \ln(x)}$$


$$k(x) = \sqrt[3]{\frac{x^3 + 1}{x^3 - 1}}$$

Scientists have observed that living matter contains, in addition to Carbon, C-12, a fixed percentage of a radioactive isotope of Carbon, C-14. When the living material dies, the amount of C-12 present remains constant, but the amount of C-14 decreases exponentially with a half life of 5,550 years. In 1965, the charcoal from cooking pits found at a site in Newfoundland used by Vikings was analyzed and the percentage of C-14 remaining was found to be 88.6%. What was the approximate date of this Viking settlement?

Find all quadratic functions of  $x$  that have zeroes at  $x = -1$  and  $x = 2$ .

Find all cubic functions of  $x$  that have zeroes at  $x = -1$  and  $x = 2$  and nowhere else.

A cellular phone system relay tower is located atop a hill. You can measure angles and have a calculator. You are standing at point C. Assume that you have a clear view of the base of the tower from point C, that C is at sea level, and that the top of the hill is 2000 ft. above sea level.



Describe a method that you could use for determining the height of the relay tower, without going to the top of the hill. Next choose some values for the unknown measurements that you need in order to find a numerical value for the height of the tower, and find the height of the tower.

- *Geometric Concepts:* Two- and three-dimensional coordinate geometry; locus problems; polar coordinates; vectors; parametric representations of curves.

Find any points of intersection (first in polar coordinates and then in rectangular coordinates) of the graph of  $r = 1 + \sin\theta$  and the circle of radius  $\frac{3}{2}$  centered at the origin. Verify your solutions by graphing the curves.

Find any points of intersection (first in polar coordinates and then in rectangular coordinates) of the graph of  $r = 1 + \sin\theta$  and the line with slope 1 that passes through the origin. Verify your solutions by graphing the curves.

Marcus is in his back yard, and has left his stereo and a telephone 24 feet apart. He can't move the stereo or the phone, but he knows from experience that in order to hear the telephone ring, he must be located so that the stereo is at least twice as far from him as the phone. Draw a diagram with a coordinate system chosen, and use this to find out where Marcus can be in order to hear the phone when it rings.

A box is twice as high as it is wide and three times as long as it is wide. It just fits into a sphere of radius 3 feet. What is the width of the box?

- *Argumentation and Proof:* Mathematical implication; mathematical induction and formal proof. Attention should be paid to the distinction between plausible or informal reasoning and complete or rigorous demonstrations.

Select any odd number, then square it, and then subtract one. Must the result always be divisible by 4? Must the result always be divisible by 8? Must the result always be divisible by 16? Write convincing arguments or give counterexamples.

The midpoints of a quadrilateral are connected to form a new quadrilateral. Prove that the new quadrilateral must be a parallelogram.

In case the first quadrilateral is a rectangle, what special kind of parallelogram must the new quadrilateral be? Explain why your answer is correct for any rectangle.

#### PART 4: DESIRABLE AREAS OF FOCUS FOR STUDENTS IN QUANTITATIVE MAJORS

What follows is a brief summary of some of the mathematical subjects that are a **desirable** part of the mathematical experiences for students who enter higher education with the possibility of pursuing STEM majors. No curriculum would include study in all of these areas, as that would certainly be at the expense of opportunities for deep explorations in selected areas. But these areas each provide excellent contexts for the approaches to teaching suggested in Section 1. The emphasis here is on enrichment and on opportunities for student inquiry.

- *Vectors and Matrices:* Vectors in the plane; vectors in space; dot product and cross product; matrix operations and applications.
- *Probability and Statistics:* Distributions as models; discrete distributions, such as the Binomial Distribution; continuous distributions, such as the Normal Distribution; fitting data with curves; correlation, regression; sampling, graphical displays of data.
- *Conic Sections:* Representations as plane sections of a cone; focus-directrix properties; reflective properties.
- *Non-Euclidean Geometry:* History of the attempts to prove Euclid's parallel postulate; equivalent forms of the parallel postulate; models in a circle or sphere; seven-point geometry.
- *Calculus:* A high school calculus course should have the same depth, rigor and content as university calculus courses designed for physical sciences and engineering majors. Prior to taking the course, students should have successfully completed four years of secondary school mathematics. Students completing the course should take one of the College Board's Advanced Placement Calculus examinations.

## COMMENTS ON IMPLEMENTATION

STUDENTS WHO ARE READY TO SUCCEED in college will have become prepared throughout their primary and secondary education, not just in their college preparatory high school classes. Concept and skill development in the high school curriculum should be a deliberately coordinated extension of the elementary and middle school curriculum. This will require some changes, and some flexibility, in the planning and delivery of curriculum, especially in the first three years of college preparatory mathematics. For example, student understanding of probability and data analysis will be based on experiences that began when they began school, where they became accustomed to performing experiments, collecting data, and presenting the data. This is a more substantial and more intuitive understanding of probability and data analysis than one based solely on an axiomatic development of probability functions on a sample space, for example. It must be noted that inclusion of more study of data analysis in the first three years of the college preparatory curriculum, although an extension of the K-8 curriculum, will be at the expense of some other topics. The general direction, away from a broad but shallow coverage of algebra and geometry topics, should allow opportunities for this.

## APPENDIX A

### SOME MATHEMATICAL SKILLS NECESSARY FOR COLLEGE WORK

What follows is a collection of skills that students must routinely exercise without hesitation in order to be prepared for college work. These are intended as indicators—students who have difficulty with many of these skills are significantly disadvantaged and are apt to require remediation in order to succeed in college courses. This is not an exhaustive list of basic skills. It is also not a list of skills that are sufficient to ensure success in college mathematical endeavors.

The absence of errors in student work is not the litmus test for mathematical preparation. Many capable students will make occasional errors in performing the skills listed below, but they should be in the habit of checking their work and thus readily recognize these mistakes, and should easily access their understanding of the mathematics in order to correct them.

1. Perform arithmetic with signed numbers, including fractions and percentages.
2. Combine like terms in algebraic expressions.
3. Use the distributive law for monomials and binomials.
4. Factor monomials out of algebraic expressions.
5. Solve linear equations of one variable.
6. Solve quadratic equations of one variable.
7. Apply laws of exponents.
8. Plot points that are on the graph of a function.
9. Given the measures of two angles in a triangle, find the measure of the third.
10. Find areas of right triangles.
11. Find and use ratios from similar triangles.
12. Given the lengths of two sides of a right triangle, find the length of the third side.

## APPENDIX B

### SUMMARIES OF SUBJECT MATTER TOPICS WITH RELATED CALIFORNIA AND NCTM STANDARDS

This appendix lists the summaries of the subject matter topics presented in Section 2 of the Statement. After each summary, citations of related California Standards (from the *California Mathematics Standards for California Public Schools*, adopted by the California State Board of Education December, 1997<sup>1</sup>) and the NCTM standards (from *Principles and Standards for School Mathematics*, National Council of Teachers of Mathematics, 2000<sup>2</sup>) are given. There are two reasons for including these citations. One is to show the relationship between the Expected Competencies and the state and national standards. The second is to help teachers and other readers of the Expected Competencies find fuller descriptions of them.

Some words in the cited standards appear in ~~struck-through~~ type. This is done to keep the full citation but indicate that the words struck through are not as closely related to the expected competencies in the summary. The strikethroughs should not be interpreted as indicating that the material is less important, only that it is less directly related to the listed competencies.

The citations of the California Standards include abbreviations of course names for grades 8 through 12. The citations of California Standards in grades before grade 8 include the grade number and an abbreviation of the strand before the number of the standard.

The citations of the NCTM standards are grade-band specific expectations of content standards as they appear in the Appendix on pages 392-401 of *Principles and Standards*. In order to save space in this document, the standards are specified by their content area and a brief description consisting of some of their keywords.

#### PART 1

Essential areas of focus for all entering college students.

#### Variables, Equations, and Algebraic Expressions

- Algebraic symbols and expressions; evaluation of expressions and formulas; translation from words to symbols; solutions of linear equations and inequalities; absolute value; powers and roots; solutions of quadratic equations; solving two linear equations in two unknowns including the graphical interpretation of a simultaneous solution. Emphasis should be placed on algebra both as

<sup>1</sup> Reprinted with permission from *Mathematics Content Standards for California Public Schools, Kindergarten Through Grade Twelve*, copyright 1997 by the California Department of Education.

<sup>2</sup> Reprinted with permission from *Principles and Standards for School Mathematics*, copyright 2000 by the National Council of Teachers of Mathematics. All rights reserved. NCTM does not endorse the content or validity of these alignments.

a language for describing mathematical relationships and as a means for solving problems; algebra should not merely be the implementation of a set of rules for manipulating symbols.

#### CA Standards

7NS2.0: Students use exponents, powers, and roots and use exponents in working with fractions:

7AF1.0: Students express quantitative relationships by using algebraic terminology, expressions, equations, inequalities, and graphs:

7AF2.0: Students interpret and evaluate expressions involving integer powers and simple roots:

7AF4.0: Students solve simple linear equations and inequalities over the rational numbers:

AI2: Students understand and use such operations as taking the opposite, finding the reciprocal, taking a root, and raising to a fractional power. They understand and use the rules of exponents.

AI3: Students solve equations and inequalities involving absolute values.

AI5: Students solve multistep problems, including word problems, involving linear equations and linear inequalities in one variable and provide justification for each step.

AI6: Students graph a linear equation and compute the  $x$ - and  $y$ -intercepts (e.g., graph  $2x + 6y = 4$ ). They are also able to sketch the region defined by linear inequality (e.g., they sketch the region defined by  $2x + 6y < 4$ ).

AI8: Students understand the concepts of parallel lines and perpendicular lines and how those slopes are related. Students are able to find the equation of a line perpendicular to a given line that passes through a given point.

AI9: Students solve a system of two linear equations in two variables algebraically and are able to interpret the answer graphically. Students are able to solve a system of two linear inequalities in two variables and to sketch the solution sets.

AI10: Students add, subtract, multiply, and divide monomials and polynomials. Students solve multistep problems, including word problems, by using these techniques.

AI11: Students apply basic factoring techniques to second- and simple third-degree polynomials. These techniques include finding a common factor for all terms in a polynomial, recognizing the difference of two squares, and recognizing perfect squares of binomials.

AI18: Students solve and graph quadratic equations by factoring, completing the square, or using the quadratic formula. Students apply these techniques in solving word problems. ~~They also solve quadratic equations in the complex number system.~~

**NCTM Standards**

AL: Patterns: 9-12: generalize patterns using explicitly defined and recursively defined functions

AL: Patterns: 6-8: represent, analyze, and generalize a variety of patterns with tables, graphs, words, and, when possible, symbolic rules

AL: Symbols: 9-12: Understand the meaning of equivalent forms of expressions, equations, inequalities, and relations

AL: Symbols: 9-12: Write equivalent forms of equations, inequalities, and systems of equations and solve them with fluency—mentally or with paper and pencil in simple cases and using technology in all cases

AL: Symbols: 9-12: Use symbolic algebra to represent and explain mathematical relationships

AL: Symbols: 9-12: judge the meaning, utility, and reasonableness of the results of symbol manipulations, including those carried out by technology

AL: Symbols: 6-8: recognize and generate equivalent forms for simple algebraic expressions and solve linear equations

**Families of Functions and Their Graphs**

Applications; linear functions; quadratic and power functions; exponential functions; roots; operations on functions and the corresponding effects on their graphs; interpretation of graphs; function notation; functions in context, as models for data. Emphasis should be placed on various representations of functions—using graphs, tables, variables, and words—and on the interplay among the graphical and other representations; repeated manipulations of algebraic expressions should be minimized.

**CA Standards**

7AF1.0: Students express quantitative relationships by using algebraic terminology, expressions, equations, inequalities, and graphs:

AI15: Students apply algebraic techniques to solve rate problems, work problems, and percent mixture problems.

AI16: Students understand the concepts of a relation and a function, determine whether a given relation defines a function, and give pertinent information about given relations and functions.

AI17: Students determine the domain of independent variables and the range of dependent variables defined by a graph, a set of ordered pairs, or a symbolic expression.

AI18: Students determine whether a relation defined by a graph, a set of ordered pairs, or a symbolic expression is a function and justify the conclusion.

AI21: Students graph quadratic functions and know that their roots are the  $x$ -intercepts.

AI23: Students apply quadratic equations to physical problems, such as the motion of an object under the force of gravity.

AI19: Students demonstrate and explain the effect that changing a coefficient has on the graph of quadratic functions; that is, students can determine how the graph of a parabola changes as  $a$ ,  $b$ , and  $c$  vary in the equation  $y = a(x - b)^2 + c$ .

AI10: Students graph quadratic functions and determine the maxima, minima, and zeros of the function.

AI12: Students ~~know the laws of fractional exponents~~; understand exponential functions, and use these functions in problems involving exponential growth and decay.

**NCTM Standards**

NO: Understand operations: 9-12: judge the effects of such operations as multiplication, division, and computing powers and roots on the magnitudes of quantities

AL: Patterns: 9-12: understand relations and functions and select, convert flexibly among, and use various representations for them

AL: Patterns: 9-12: analyze functions of one variable by investigating rates of change, intercepts, zeros, asymptotes, and local and global behavior

AL: Patterns: 9-12: understand and compare the properties of classes of functions, including exponential, polynomial, ~~rational, logarithmic, and periodic~~ functions

AL: Patterns: 6-8: identify functions as linear or nonlinear and contrast their properties from tables, graphs, or equations

AL: Relationships: 9-12: identify essential quantitative relationships in a situation and determine the class or classes of functions that might model the relationships

**Geometric Concepts**

- Distances, areas, and volumes, and their relationship with dimension; angle measurement; similarity; congruence; lines, triangles, circles, and their properties; symmetry; Pythagorean Theorem; coordinate geometry in the plane, including distance between points, midpoint, equation of a circle; introduction to coordinate geometry in three dimensions. Emphasis should be placed

on developing an understanding of geometric concepts sufficient to solve unfamiliar problems and an understanding of the need for compelling geometric arguments; mere memorization of terminology and formulas should receive as little attention as possible.

### CA Standards

G4: Students prove basic theorems involving congruence and similarity.

G5: Students prove that triangles are congruent or similar, and they are able to use the concept of corresponding parts of congruent triangles.

G7: Students prove and use theorems involving the properties of parallel lines cut by a transversal, the properties of quadrilaterals, and the properties of circles.

G8: Students know, derive, and solve problems involving the perimeter, circumference, area, volume, lateral area, and surface area of common geometric figures.

G10: Students compute areas of polygons, including rectangles, scalene triangles, equilateral triangles, rhombi, parallelograms, and trapezoids.

G11: Students determine how changes in dimensions affect the perimeter, area, and volume of common geometric figures and solids.

G13: Students prove relationships between angles in polygons by using properties of complementary, supplementary, vertical, and exterior angles.

G14: Students prove the Pythagorean theorem.

G15: Students use the Pythagorean theorem to determine distance and find missing lengths of sides of right triangles.

G17: Students prove theorems by using coordinate geometry, including the midpoint of a line segment, the distance formula, and various forms of equations of lines and circles.

### NCTM Standards

GM: Synthetic: 9-12: Explore relationships (including congruence and similarity) among classes of two- and three-dimensional geometric objects, make and test conjectures about them, and solve problems involving them

GM: Synthetic: 6-8: Understand relationships among the angles, side lengths, perimeters, areas, and volumes of similar objects

GM: Analytic: 9-12: investigate conjectures and solve problems involving two- and three-dimensional objects represented with Cartesian coordinates

GM: Transformations: 6-8: examine the congruence, similarity, and line or rotational symmetry of objects using transformations

MS: Systems: 6-8: understand, select, and use units of appropriate size and type to measure angles, perimeter, area, surface area, and volume

MS: Tools: 9-12: understand and use formulas for the area, surface area, and volume of geometric figures, including cones, spheres, and cylinders

### Probability

Counting (permutations and combinations, multiplication principle); sample spaces; expected value; conditional probability; independence; area representations of probability. Emphasis should be placed on a conceptual understanding of discrete probability; aspects of probability that involve memorization and rote application of formulas should be minimized.

### CA Standards

AII18: Students use fundamental counting principles to compute combinations and permutations.

AII19: Students use combinations and permutations to compute probabilities.

PS1: Students know the definition of the notion of *independent events* and can use the rules for addition, multiplication, and complementation to solve for probabilities of particular events in finite sample spaces.

PS2: Students know the definition of *conditional probability* and use it to solve for probabilities in finite sample spaces.

### NCTM Standards

NO: Understand operations: 9-12: develop an understanding of permutations and combinations as counting techniques

DA: Probability: 9-12: understand the concepts of sample space and probability distribution and construct sample spaces and distributions in simple cases

DA: Probability: 9-12: compute and interpret the expected value of random variables in simple cases

DA: Probability: 9-12: understand the concepts of conditional probability and independent events

DA: Probability: 6-8: compute probabilities for simple compound events, using such methods as organized lists, tree diagrams, and area models

### Data Analysis and Statistics

- *Data Analysis and Statistics:* Presentation and analysis of data; measures of center such as mean and median, and measures of spread such as standard deviation and interquartile range; representative samples; using lines to fit data and make predictions. Emphasis should be placed on organizing and describing data, interpreting summaries of data, and making predictions based on the data, with common sense as a guide; algorithms should be learned with an understanding of the underlying ideas.

### CA Standards

6SDAP2.0: Students use data samples of a population and describe the characteristics and limitations of the samples:

7SDAP1.0: Students determine theoretical and experimental probabilities and use these to make predictions about events:

PS6: Students know the definitions of the mean, median, and mode of a distribution of data and can compute each in particular situations.

PS7: Students compute the variance and the standard deviation of a distribution of data.

PS8: Students organize and describe distributions of data by using a number of different methods, including frequency tables, histograms, standard line and bar graphs, stem-and-leaf displays, scatterplots, and box-and-whisker plots.

### NCTM Standards

DA: Data: 9-12: understand the meaning of measurement data and categorical data, of univariate and bivariate data, and of the term variable

DA: Data: 9-12: understand histograms, parallel box plots, and scatterplots and use them to display data

DA: Statistics: 9-12: identify trends in bivariate data and find functions that model the data ~~or transform the data so that they can be modeled~~

DA: Statistics: 6-8: find, use, and interpret measures of center and spread, including mean and interquartile range

DA: Inferences: 6-8: make conjectures about possible relationships between two characteristics of a sample on the basis of scatterplots of the data and approximate lines of fit

### Argumentation and Proof

- Logical implication; hypotheses and conclusions; inductive and deductive reasoning. Emphasis should be placed on constructing and recognizing valid mathematical arguments; mathematical proofs should not be considered primarily as formal exercises.

### CA Standards

7MR1.2: Formulate and justify mathematical conjectures based on a general description of the mathematical question or problem posed.

7MR2.4: Make and test conjectures by using both inductive and deductive reasoning.

AI24: Students use and know simple aspects of a logical argument:

AI25: Students use properties of the number system to judge the validity of results, to justify each step of a procedure, and to prove or disprove statements:

G1: Students demonstrate understanding by identifying and giving examples of undefined terms, axioms, theorems, and inductive and deductive reasoning.

G3: Students construct and judge the validity of a logical argument and give counterexamples to disprove a statement.

### NCTM Standards

GM: Synthetic: 9-12: establish the validity of geometric conjectures using deduction, prove theorems, and critique arguments made by others

GM: Synthetic: 6-8: create and critique inductive and deductive arguments concerning geometric ideas and relationships, such as congruence, similarity, and the Pythagorean relationship

**PART 2**

Desirable areas of focus for all entering college students.

**Discrete Mathematics**

- Topics such as set theory, graph theory, coding theory, voting systems, game theory, and decision theory.

**CA Standards****NCTM Standards**

GM: Modeling: 9-12: use vertex-edge graphs to model and solve problems

**Sequences and Series**

- Geometric and arithmetic sequences and series; the Fibonacci sequence; recursion relations.

**CA Standards**

AII22: Students find the general term and the sums of arithmetic series and of both finite and infinite geometric series.

AII23: Students derive the summation formulas for arithmetic series and for both finite and infinite geometric series.

**NCTM Standards****Geometry**

- *Geometry:* Right triangle trigonometry; transformational geometry including dilations; tessellations; solid geometry; three-dimensional coordinate geometry, including lines and planes.

**CA Standards**

G9: Students compute the volumes and surface areas of prisms, pyramids, cylinders, cones, and spheres; and students commit to memory the formulas for prisms, pyramids, and cylinders.

G18: Students know the definitions of the basic trigonometric functions defined by the angles of a right triangle. They also know and are able to use elementary relationships between them. For example,  $\tan(x) = \sin(x)/\cos(x)$ ,  $(\sin(x))^2 + (\cos(x))^2 = 1$ .

G19: Students use trigonometric functions to solve for an unknown length of a side of a right triangle, given an angle and a length of a side.

G22: Students know the effect of rigid motions on figures in the coordinate plane and space, including rotations, translations, and reflections.

**NCTM Standards**

GM: Synthetic: 9-12: Use trigonometric relationships to determine lengths and angle measures

GM: Transformations: 9-12: understand and represent translations, reflections, rotations, and dilations of objects in the plane by using sketches, coordinates, ~~vectors~~, function notation, ~~and matrices~~

GM: Transformations: 9-12: use various representations to help understand the effects of simple transformations and their compositions

**Number Theory**

- Prime numbers; prime factorization; rational and irrational numbers; triangular numbers; Pascal's triangle; Pythagorean triples.

**CA Standards****NCTM Standards**

NO: Understand numbers: 9-12: compare and contrast the properties of numbers and number systems, including the rational and real numbers, ~~and understand complex numbers as solutions to quadratic equations that do not have real solutions~~

NO: Understand numbers: 9-12: use number-theory arguments to justify relationships involving whole numbers

NO: Understand numbers: 6-8: use factors, multiples, prime factorization, and relatively prime numbers to solve problems

**PART 3**

Essential areas of focus for students in quantitative majors

**Variables, Equations, and Algebraic Expressions**

- Solutions to systems of equations, and their geometrical interpretation; solutions to quadratic equations, both algebraic and graphical; complex numbers and their arithmetic; the correspondence between roots and factors of polynomials; rational expressions; the binomial theorem.

**CA Standards**

AI12: Students simplify fractions with polynomials in the numerator and denominator by factoring both and reducing them to the lowest terms.

AI13: Students add, subtract, multiply, and divide rational expressions and functions. Students solve both computationally and conceptually challenging problems by using these techniques.

AI14: Students solve a quadratic equation by factoring or completing the square.

AI19: Students know the quadratic formula and are familiar with its proof by completing the square.

AI20: Students use the quadratic formula to find the roots of a second-degree polynomial and to solve quadratic equations.

AII2: Students solve systems of linear equations and inequalities (in two or three variables) by substitution, with graphs, or with matrices.

AII4: Students factor polynomials representing the difference of squares, perfect square trinomials, and the sum and difference of two cubes.

AII5: Students demonstrate knowledge of how real and complex numbers are related both arithmetically and graphically. In particular, they can plot complex number as points in the plane.

AII6: Students add, subtract, multiply, and divide complex numbers.

AII8: Students solve and graph quadratic equations by factoring, completing the square, or using the quadratic formula. Students apply these techniques in solving word problems. They also solve quadratic equations in the complex number system.

AII20: Students know the binomial theorem and use it to expand binomial expressions that are raised to positive integer powers.

T17: Students are familiar with complex numbers. They can represent a complex number in polar form and know how to multiply complex numbers in their polar form.

**NCTM Standards**

NO: Understand numbers: 9-12: compare and contrast the properties of numbers and number systems, including the rational and real numbers, and understand complex numbers as solutions to quadratic equations that do not have real solutions

AL: Symbols: 9-12: write equivalent forms of equations, inequalities, and systems of equations and solve them with fluency—mentally or with paper and pencil in simple cases and using technology in all cases

**Functions**

- Rational functions; logarithmic functions, their graphs, and applications; trigonometric functions of real variables, their graphs, properties including periodicity, and applications to right triangle trigonometry; basic trigonometric identities; operations on functions, including addition, subtraction, multiplication, reciprocals, division, composition, and iteration; inverse functions and their graphs; domain and range.

**CA Standards**

AII11.0: Students prove simple laws of logarithms.

AII12: Students know the laws of fractional exponents, understand exponential functions, and use these functions in problems involving exponential growth and decay.

AII24: Students solve problems involving functional concepts, such as composition, defining the inverse function and performing arithmetic operations on functions.

T2: Students know the definition of sine and cosine as  $y$ - and  $x$ -coordinates of points on the unit circle and are familiar with the graphs of the sine and cosine functions.

T3.2: Students prove other trigonometric identities and simplify others by using the identity  $\cos^2(x) + \sin^2(x) = 1$ . For example, students use this identity to prove that  $\sec^2(x) = \tan^2(x) + 1$ .

T4: Students graph functions of the form  $f(t) = A \sin(Bt + C)$  or  $f(t) = A \cos(Bt + C)$  and interpret  $A$ ,  $B$ , and  $C$  in terms of amplitude, frequency, period, and phase shift.

T5: Students know the definitions of the tangent and cotangent functions and can graph them.

T6: Students know the definitions of the secant and cosecant functions and can graph them.

T8: Students know the definitions of the inverse trigonometric functions and can graph the functions.

T10: Students demonstrate an understanding of the addition formulas for sines and cosines and their proofs and can use those formulas to prove and/or simplify other trigonometric identities.

T11: Students demonstrate an understanding of half-angle and double-angle formulas for sines and cosines and can use those formulas to prove and/or simplify other trigonometric identities.

MA4: Students know the statement of, and can apply, the fundamental theorem of algebra.

MA6: Students find the roots and poles of a rational function and can graph the function and locate its asymptotes.

MA7: Students demonstrate an understanding of functions and equations defined parametrically and can graph them.

**NCTM Standards**

AL: Patterns: 9-12: understand and perform transformations such as arithmetically combining, composing, and inverting commonly used functions, ~~using technology to perform such operations on more-complicated symbolic expressions~~

AL: Patterns: 9-12: understand and compare the properties of classes of functions, including ~~exponential, polynomial~~, rational, logarithmic, and periodic functions

**Geometric Concepts**

- Two- and three-dimensional coordinate geometry; locus problems; polar coordinates; vectors; parametric representations of curves.

**CA Standards**

T15: Students are familiar with polar coordinates. In particular, they can determine polar coordinates of a point given in rectangular coordinates and vice versa.

T16: Students represent equations given in rectangular coordinates in terms of polar coordinates.

MA1: Students are familiar with, and can apply, polar coordinates and vectors in the plane. In particular, they can translate between polar and rectangular coordinates and can interpret polar coordinates and vectors graphically.

MA7: Students demonstrate an understanding of functions and equations defined parametrically and can graph them.

**NCTM Standards**

AL: Symbols: 9-12: use a variety of symbolic representations, including recursive and parametric equations, for functions and relations;

GM: Analytic: 9-12: use Cartesian coordinates and other coordinate systems, such as navigational, polar, or spherical systems, to analyze geometric situations

**Argumentation and Proof**

- Mathematical implication; mathematical induction and formal proof. Attention should be paid to the distinction between plausible or informal reasoning and complete or rigorous demonstrations.

**CA Standards**

G2: Students write geometric proofs, including proofs by contradiction.

AII21: Students apply the method of mathematical induction to prove general statements about the positive integers.

MA3: Students can give proofs of various formulas by using the technique of mathematical induction.

**NCTM Standards****PART 4**

Desirable areas of focus for students in quantitative majors

**Vectors and Matrices**

- Vectors in the plane; vectors in space; dot and cross product; matrix operations and applications.

**CA Standards**

LA introduction: The general goal in this discipline is for students to learn the techniques of matrix manipulation so that they can solve systems of linear equations in any number of variables.

**NCTM Standards**

NO: Understand operations: 9-12: develop an understanding of properties of, and representations for, the addition and multiplication of vectors and matrices

NO: Compute and estimate: 9-12: develop fluency in operations with ~~real numbers~~, vectors, and matrices, using mental computation or paper-and-pencil calculations for simple cases and technology for more complicated cases.

**Probability and Statistics**

- Probability and Statistics*: Distributions as models; discrete distributions, such as the Binomial Distribution; continuous distributions, such as the Normal Distribution; fitting data with curves; correlation, regression; sampling, graphical displays of data.

**CA Standards**

PS4: Students are familiar with the standard distributions (normal, binomial, and exponential) and can use them to solve for events in problems in which the distribution belongs to those families.

APPS12: Students find the line of best fit to a given distribution of data by using least squares regression.

APPS15: Students are familiar with the notions of a statistic of a distribution of values, of the sampling distribution of a statistic, and of the variability of a statistic.

APPS16: Students know basic facts concerning the relation between the mean and the standard deviation of a sampling distribution and the mean and the standard deviation of the population distribution.

**NCTM Standards**

DA: Data: 9-12: know the characteristics of well-designed studies, including the role of randomization in surveys and experiments

DA: Statistics: 9-12: for univariate measurement data, be able to display the distribution, describe its shape, and select and calculate summary statistics

DA: Statistics: 9-12: for bivariate measurement data, be able to display a scatterplot, describe its shape, and determine regression coefficients, regression equations, and correlation coefficients using technological tools

**Conic Sections**

- Representations as plane sections of a cone; focus-directrix properties; reflective properties.

**CA Standards**

AII16: Students demonstrate and explain how the geometry of the graph of a conic section (e.g., asymptotes, foci, eccentricity) depends on the coefficients of the quadratic equation representing it.

AII17: Given a quadratic equation of the form  $ax^2 + by^2 + cx + dy + e = 0$ , students can use the method for completing the square to put the equation into standard form and can recognize whether the graph of the equation is a circle, ellipse, parabola, or hyperbola. Students can then graph the equation.

**NCTM Standards****Non-Euclidean Geometry**

- History of the attempts to prove Euclid's parallel postulate; equivalent forms of the parallel postulate; models in a circle or sphere; seven-point geometry.

**CA Standards****NCTM Standards****Calculus**

- *Calculus:* A high school calculus course should have the same depth, rigor and content as university calculus courses designed for physical sciences and engineering majors. Prior to taking the course, students should have successfully completed four years of secondary school mathematics. Students completing the course should take one of the College Board's Advanced Placement Calculus examinations.

**CA Standards****NCTM Standards**